

# INDIRA MAHAVIDYALAYA

KALAMB, DIST. YAVATMAL 445401

[www.indiramahavidyalaya.com](http://www.indiramahavidyalaya.com)

AISHE ID: C-42925

Institution Track ID: MHC0GN15368


## Criterion 2

# Teaching-Learning and Evaluation



KEY INDICATOR 2.6

Student Performance and Learning Outcome



Metric No. 2.6.2 (QIM)

Attainment of POs and COs are Evaluated

## **Table of Contents**

<b>S.N.</b>	<b>Particulars</b>
01	Policy Document: An Attainment of POs and COs and Evaluation
02	Report on Attainment of Learning Outcome
03	Evaluation Mechanism to Measure Attainment of POs and COs and PSOs
04	CO-PO Mapping Mechanism
05	Students' Performance in University Examination-2022-23
06	Students' Performance in University Examination-2021-22
07	Students' Performance in University Examination-2020-21
08	Students' Performance in University Examination-2019-20
09	Students' Performance in University Examination-2018-19

Dr. Yashwant Moreshwar Donde Sarwajanik Shaikshani Trust's

## **INDIRA MAHAVIDYALAYA**

KALAMB, DIST. YAVATMAL, MAHARASHTRA 445401

**Principal:** 9422867658

**IQAC Co-Ordinator:** 8668564641

NAAC Accredited with 'B+' Grade, Under UGC Section 2(f) and 12 (B)

**College Code-414**

**AISHE: C-42925**

**E mail - [imvkalamb@yahoo.co.in](mailto:imvkalamb@yahoo.co.in) Website - [www.indiramahavidyalaya.com](http://www.indiramahavidyalaya.com)**

### **Policy Document**

### **An Attainment of POs and COs and Evaluation**

The institution has adopted outcome-based education which is a student-centric I that maps and measures students' performance at every step. POs, PSOs and COs for all programs offered by the institution are stated and displayed in website of the institution. They are stated and communicated to the students and teachers in a well-planned manner.

- A program outcome represents the knowledge, skills and attitudes of the students at the end of a degree program.
- Course Outcomes are the resultant knowledge skills that the students acquire at the end of the course. It defines the cognitive processes.
- The IQAC of the institute guides the departments regarding the preparation of program outcomes, and course outcomes. These are charted by the departments in aligned with the university prescribed syllabus, the core values and objectives of the institution.
- Each department, following extensive discussions, according to the nature and scope of the Programmes and Courses offered by them, prepare course outcomes.
- The institution outlines POs and for all programmes and COs for each course. After aligning these with the University envisaged learning outcomes, the course plans are made by the departments.

The college follows a Graduate-attribute-linked course plan for the courses offered across all programmes. It is designed to incorporate the teaching, learning and assessment strategies in such a way as to give enough weightage to each of the specified learning activities and attainment of outcomes. These are prepared in the departments by the teachers while handling each course.

- The students from the pivot around which all activities of the college revolve. The various curricular and co- curricular activities of the college enhances their academic capabilities and future potentials.
- The concepts of POs, COs and PSOs are communicated to the students at the time of induction program for the first year Students and during class hours.
- Hard Copy of syllabi and Learning Outcomes are available in the departments for ready reference to the teachers and students.
- The curricular and academic activities of the college are aimed at augmenting the quantitative and qualitative nature of the programmes offered, providing vertical and horizontal mobility and in ensuring career orientation, skill development and the promotion of entrepreneurial skills.
- Along with the prescribed curriculum and innovative teaching methods like, assessments, quiz, notes sharing, assignments etc. smart boards, and ICT tools, and new interactive software to conduct online exams etc are employed, library resources as like periodicals ,journals and e-Journals is one among them.

While teaching each unit and after completion of the unit, the course outcomes are reviewed. Tests are held whether the learners are reaching to the expected outcomes.

- By the end of each test/ assignment/seminar, the assessment is made to measure the COs and POs by the concerned
- The teaching and learning methods streamline for effective transfer of knowledge is carried out by making use of diverse innovative and novel teaching techniques that are student centric in approach.
- Faculty members are encouraged to attend online/ offline programs offered by various institutions to gain further knowledge and awareness on teaching pedagogy.
- Mentoring and tutorial system are introduced to maintain discipline and to reduce dropout rates and for one-to-one assistance.
- An effective and transparent continuous internal evaluation system is in place. An effective attendance system, regular assessments and remedial coaching have markedly improved the performance students. During the last academic year students go to higher studies and were recruited in different sectors.

*B. S. G. S. S.*  
**Co-ordinator**  
**IQAC**  
**Indira Mahavidyalaya**  
**Kalamb**



*P. B. Mandake*  
**PRINCIPAL**  
**Indira Mahavidyalaya**  
**Kalamb Dist. Yavatmal**

Dr. Yashwant Moreshwar Donde SarwajanikShaikshani Trust's

## INDIRA MAHAVIDYALAYA

KALAMB, DIST. YAVATMAL, MAHARASHTRA 445401

Principal: 9422867658

IQAC Co-Ordinator: 8668564641

NAAC Accredited with 'B+' Grade, Under UGC Section 2(f) and 12 (B)

College Code-414

AISHE: C-42925

E mail - [imvkalamb@yahoo.co.in](mailto:imvkalamb@yahoo.co.in) Website - [www.indiramahavidyalaya.com](http://www.indiramahavidyalaya.com)

### Report on Attainment of Learning Outcome

The attainment of learning Outcome is evaluated at two levels continuous internal evaluation i.e. **Centralized Internal Examination, class test seminars assignments and other student centric activities** conducted by the institution. A general orientation is given on the objectives of curriculum programme outcome (PO) and course outcome (CO) in the induction programme and in departmental sessions also.

The respective class teachers interact with student about the need and significance of each course and its outcomes to **acquire good knowledge and understanding to solve specific theoretical and applied problems** in their course the special attention is given in the areas of learning. From these Students is becoming aware of and able to develop solution-oriented approach towards various subjective operations. It provides an opportunity to prepare for the competitive examination and also getting admission to Higher Education.

The regulation and syllabus of each programme are available in the concerned departments. Students are informed and counseled by the faculty members in practical sessions and theory lecturers. The department arranges students' meets on a regular basis to discuss about their performance in the assessments and their feedback on the teaching-learning methods of individual teacher. On the basis of the feedback from the students and their requirement the teachers also meet among themselves to rearrange the teaching-learning methodologies and to develop skill set in areas using Digital tools and computer architecture,


The outcome based performance of student in the respective semester includes evaluation in the theory and practical examinations. The practical examination is conducted by external examiner appointed by Parent University the viva voce performance is also considered for evaluation. by this student Develops Skills in the practicals & also to analyse the results in the different areas of discipline they also students inspire to demonstrate the capabilities required to apply cross-functional knowledge and technologies in solving real-world problems.

#### External assessment

External assessment is a process of evaluating the performance of a student by Parent University. University examinations are conducted by the University at the end of the semester. The University has clear and well-defined criteria for assessment and follows reliable and valid methods of assessment.. The University examinations are performed according to university guidelines. University Practical examinations is conducted by the Internal and External examiners as per the prescribed norms. Internal and Practical Marks Entry is done by college on designated portal of University. University Published results are maintained by Examination Cell. Threshold is set as 40% of marks for both the internal examination and University examination. The Threshold value is the Minimum pass percentage for each CO in a Course.

  
**Co-ordinator**  
**IQAC**  
Indira Mahavidyalaya  
Kalamb



  
**PRINCIPAL**  
Indira Mahavidyalaya  
Kalamb Dist. Yavatmal

Dr. Yashwant Moreshwar Donde Sarwajanik Shaikshanik Trust's

## **INDIRA MAHAVIDYALAYA**

KALAMB, DIST. YAVATMAL, MAHARASHTRA 445401

**Principal:** 9422867658 **IQAC Co-Ordinator:** 8668564641

NAAC Accredited with 'B+' Grade, Under UGC Section 2(f) and 12 (B)

**College Code-414**

**AISHE: C-42925**

**E mail - [imvkalamb@yahoo.co.in](mailto:imvkalamb@yahoo.co.in) Website - [www.indiramahavidyalaya.com](http://www.indiramahavidyalaya.com)**

### **Evaluative Mechanism to Measure Attainments of POs and COs and PSOs**

The institution recognizes the rapid evolution in every sector in consideration of 21<sup>st</sup> century and need for continuous learning. We instill professional attitude with bench skills. Faculty members serve as mentors and guiding students in their pursuit of knowledge and encouraging them to adapt to the dynamic aspects of life. A student-centric academic and co-curricular environment is provided in the college. Many strategies are implemented to gain the outcome-based education accompanied with adequate support structures and systems for teachers to develop interactive, collaborative and independent learning module.

Programme Outcomes (PO) are the knowledge, skills, and abilities students should possess upon graduation, they are the central organizing feature of student learning. Program Outcomes (PO) can only be achieved and demonstrated through the integration of course components and Course Outcomes (CO).

Evaluation of Programme Outcomes

It measures the performance of students conveying intent of study programme. Institution is always at it toe to achieve expected objective that graduate students must have acquired with completion of their programme. Therefore, at the end of every programme, evaluation of attainment of POs is carried out from the COs and attainment of all subjects.

#### **Evaluation of Course Outcomes**

Attainment of COs is calculated by using university examination results. Attainment levels are finalized in departmental meeting at college and conveyed to IQAC and Examination Cell. Attainment of COs is considered on the performance of students in every semester examination conducted by the university. Programme and course wise result analysis report is prepared after the declaration of university results by every department.

**The CO and PO** define the scope and depth of the program.

It is focused on the end-point of the program.

3) To identify typically students and know and make able to do on graduation.

It is realistic and achievable within the context and time-frame

It is realized through component courses over the extent of the program

Student assessment demonstrated through course assessment particularly in final year courses, and especially through capstones.

Following method is carried out to evaluate attainment level for all COs for each course as per systematic defined parameters set by the institution.

#### **Attainment Levels:**

##### **Attainment Level for Calculation for POs and COs**


Defining CO weightage for a PO in CO/PO the weightage scale is obtained by using the scale 1-3 helps to simplify the calculations, Where 1 represents Low, 2 represents Medium, 3 represents High.

The college uses predefined three levels for classification of attainment:

- **Rubrics:** As per the selected rubrics, attainment levels are calculated for each course and semester under a program (UG and PG)
- Level 1 (40-60%), denoting Low- The students have scored the threshold value, i.e., 40% to 60 % marks in the said examination.
- Level2 (60-70%), signifying Medium The students have scored 40% above the threshold value,i.e., 40% to 60% of maximum marks in the said examination.
- Level 3 (Above 70%) indicating High 70% of students have scored above the threshold value, of maximum marks in the said examination.

  
**Co-ordinator**  
**IQAC**  
**Indira Mahavidyalaya**  
**Kalamb**



  
**PRINCIPAL**  
**Indira Mahavidyalaya**  
**Kalamb Dist. Yavatmal**

Dr. Yashwant Moreshwar Donde SarwajanikShaikshanik Trust's

## INDIRA MAHAVIDYALAYA

KALAMB, DIST. YAVATMAL, MAHARASHTRA 445401

Principal: 9422867658

IQAC Co-Ordinator: 8668564641

NAAC Accredited with 'B+' Grade, Under UGC Section 2(f) and 12 (B)

College Code-414

AISHE: C-42925

E mail - [imvkalamb@yahoo.co.in](mailto:imvkalamb@yahoo.co.in) Website - [www.indiramahavidyalaya.com](http://www.indiramahavidyalaya.com)

### Report on CO-PO Mapping Mechanism

After framing the POs, PSOs and CO statements, each CO is mapped with PO/PSO of the programme. The faculty members review the CO statements and the CO-PO mapping which has been done by course teacher. The faculty member consolidates the documentation of the CO attainment level of all the courses after academic session. These details are maintained by the department in order to evaluate PO attainment of the individual course at the end of the programme and a report is submitted to the Internal Quality Assurance Cell (IQAC). All these works are done under the guidance of IQAC.

For a course, institution maps the COs to POs through the various correlation levels.

#### Attainment Level Calculation for POs and COs

The college uses predefined three levels for classification of attainment:

- Level 1 (40-60%), denoting Low
- Level2 (60-70%), signifying Medium
- Level 3 (Above 70%) indicating High.
- 

#### Attainment Levels:

##### Attainment Level for Calculation for POs and COs

Defining CO weightage for a PO in CO/PO the weightage scale is obtained by using the scale 1-3 helps to simplify the calculations, Where 1 represents Low, 2 represents Medium, 3 represents High.

The college uses predefined three levels for classification of attainment:

- **Rubrics:** As per the selected rubrics, attainment levels are calculated for each course and semester under a program (UG and PG)
- Level 1 (40-60%), denoting Low- The students have scored the threshold value, i.e., 40% to 60 % marks in the said examination.
- Level2 (60-70%), signifying Medium The students have scored 40% above the threshold value,i.e., 40% to 60% of maximum marks in the said examination.
- Level 3 (Above 70%) indicating High 70% of students have scored above the threshold value, of maximum marks in the said examination.

Overall attainment is mapped based on the university results. The benchmark is set on the percentage of marks secured by the students for respective course. The assessment is done through 3 levels as Level 1 (Low), Level 2 (Medium), and Level 3 (High) for each semester result. The levels comprise Internal Examination and University Examination. Beside this the feedback is collected from the students at the end of each academic session.



### Steps Involved in CO-PO Mapping

Step 1: Set Programme Outcome (PO) and Course Outcome (CO) for each programme and course.

Step 2: CO-PO mapping for each course is carried out by faculty member.

Step 3: Threshold for University Examination and Internal Assessment is decided by the faculty member.

Step 4: Three levels are set (3, 2, 1) in accordance with the percentage of students attaining threshold.

Step 5: Implementation of the three levels.

Step 6: Head of the departments would consolidated the CO and PO attainments of the programme.

Step 7: For the improvement and to bridge the curriculum gaps, the content beyond the syllabus is delivered to the students through remedial teaching and by providing online resources regarding subject and courses.

Results of university examination are more focused on attainment of programme outcomes and course outcomes on that the attainment level is calculated based on the attainment criteria decided at institutional level.

The maximum number of students achieved the signifying level 2 and high level 1 hence the attainment level of institution is satisfactory and aiming to prepare the graduates for professional accomplishment and progression and placement.

  
**Co-ordinator**  
**IQAC**  
**Indira Mahavidyalaya**  
**Kalamb**



  
**PRINCIPAL**  
**Indira Mahavidyalaya**  
**Kalamb Dist. Yavatmal**

## Students' Performance in University Examination 2022-23

### Faculty of Humanities

Sr.No.	Examination/Year	Class/Semester	Subject	No. of Students appeared for exam	No. of students Passed	Result of Passing (%)	No. of Students Secured I <sup>st</sup> Class	No. of Students Secured II <sup>nd</sup> Class	No. of Students Secured III <sup>rd</sup> Class
1.	Winter-2022	B.A.I Sem I	English	184	133	72.28	39	94	0
2.		B.A.I Sem I	English	80	34	42.5	3	31	0
3.		B.A.II Sem III	English	104	83	79.81	19	64	0
4.		B.Sc. I Sem I	English	104	92	88.46	36	56	0
5.	Summer-2023	B.A.I Sem II	English	132	82	62.12	10	23	49
6.		B.A.II Sem IV	English	66	17	25.76	10	07	0
7.		B.A.III Sem VI	English	89	85	95.51	37	48	0
8.		B.Sc. I Sem II	English	87	81	93.10	69	12	0
9.	Winter-2022	MA I Sem I	Marathi	30	26	87	7	18	0
10.		MA II Sem III	Marathi	64	59	92.19	53	6	0
11.		B.A.I Sem I	Marathi Literature	46	27	59	5	22	0
12.		B.A.I Sem I	Marathi	184	149	80.98	44	68	0
13.		B.A.II Sem III	Marathi	80	59	73.75	17	42	0
14.		B.A.III Sem V	Marathi Literature	34	25	73.53	5	20	0
15.		B.A.III Sem V	Marathi	104	99	95	39	60	0
16.		B.Com. I Sem I	Marathi	30	26	87	7	19	0
17.		B.Com. II Sem III	Marathi	26	22	84.62	1	21	0
18.		B.Com. III Sem V	Marathi	21	19	90.48	11	8	0
19.		B.Sc. I Sem I	Marathi	104	96	92	38	58	0
20.	Summer-2023	MA I Sem II	Marathi	29	27	93.1	17	10	0

21.		MA II Sem IV	Marathi	60	49	81.67	46	3	0
22.		B.A.I Sem II	Marathi Literature	30	25	83.33	4	21	0
23.		B.A.I Sem II	Marathi	132	120	90.91	13	107	0
24.		B.A.II Sem IV	Marathi	66	58	88	38	20	0
25.		B.A.III Sem VI	Marathi Literature	29	27	93	6	21	0
26.		B.A.III Sem VI	Marathi	89	87	98	76	10	0
27.		B.Com.I Sem II	Marathi	25	23	92	9	14	0
28.		B.Com.II Sem IV	Marathi	18	18	100	9	9	0
29.		B.Com.III Sem VI	Marathi	17	16	94	12	3	0
30.		B.Sc. 1 Sem I	Marathi	87	83	95.4	56	27	0
31.	Winter-2022	B.A.I Sem I	Home Economics	49	46	93.88	46	0	0
32.		B.A.II Sem III	Home Economics	14	12	85.71	12	0	0
33.		B.A.III Sem V	Home Economics	19	17	89.47	17	0	0
34.	Summer-2023	B.A.I Sem II	Home Economics	38	38	100	38	0	0
35.		B.A.II Sem IV	Home Economics	14	14	100	14	0	0
36.		B.A.III VI	Home Economics	18	17	94.44	17	0	0
37.	Winter-2022	B.A.I Sem I	Economics	89	73	82.02	7	66	0
38.		B.A.II Sem III	Economics	50	32	64	4	28	0
39.		B.A.III Sem V	Economics	60	45	75	8	37	0
40.	Summer-2023	B.A.I Sem II	Economics	64	59	92.19	23	34	2
41.		B.A.II Sem IV	Economics	44	25	56.82	5	19	1
42.		B.A.III VI	Economics	50	44	88	17	27	0
43.		M.A.(Eco) Sem I	Economics	8	7	87.5	3	4	0
44.		M.A.(Eco) Sem II	Economics	8	7	87.5	4	3	0
45.	Winter-2022	B.A.I Sem I	Political Science	89	65	73.03	11	44	10
46.		B.A.II Sem III	Political Science	37	32	86.49	15	17	0
47.		B.A.III Sem V	Political Science	46	42	91	20	22	0
48.	Summer-2023	B.A.I Sem II	Political Science	65	54	83.08	12	32	10
49.		B.A.II Sem IV	Political Science	28	24	85.71	15	8	1
50.		B.A.III VI	Political Science	39	37	94.87	21	16	0
51.	Winter-2022	B.A.I Sem I	History	70	64	91.43	19	38	7
52.		B.A.II Sem III	History	42	37	88.1	15	19	3
53.		B.A.III Sem V	History	47	31	65.96	8	33	0

54.	Summer-2023	B.A.I Sem II	History	55	54	98.18	9	40	5
55.		B.A.II Sem IV	History	39	35	89.74	12	23	0
56.		B.A.III VI	History	37	36	97.3	16	20	0
57.	Winter-2022	B.A.I Sem I	Sociology	89	74	79.78	11	22	21
58.		B.A.II Sem III	Sociology	46	42	91.3	16	23	3
59.		B.A.III Sem V	Sociology	56	33	58.92	3	19	11
60.	Summer-2023	B.A.I Sem II	Sociology	64	59	92.19	3	37	19
61.		B.A.II Sem IV	Sociology	42	30	71	30	0	0
62.		B.A.III VI	Sociology	47	39	82.98	4	32	6
63.	Winter-2022	B.A.I Sem I	Geography	83	70	84.34	52	11	7
64.		B.A.II Sem III	Geography	46	42	91.3	41	1	0
65.		B.A.III Sem V	Geography	35	32	91.43	32	0	0
66.		M A I sem I	Geography	15	15	100	15	0	0
67.	Summer-2023	B.A.I Sem II	Geography	57	56	98.25	52	4	0
68.		B.A.II Sem IV	Geography	11	10	90.91	10	0	0
69.		B.A.III VI	Geography	33	32	96.97	32	0	0
70.		M A I Sem II	Geography	15	15	100	15	0	0
71.	Winter-2022	B.A.I Sem I	Psychology	37	21	56.75	8	13	0
72.		B.A.II Sem III	Psychology	15	10	66.6	9	1	0
73.		B.A.III Sem V	Psychology	13	8	61.53	8	0	0
74.	Summer-2023	B.A.I Sem II	Psychology	22	22	95.65	13	5	4
75.		B.A.II Sem IV	Psychology	7	7	58.33	6	1	0
76.		B.A.III VI	Psychology	12	9	75	5	4	0

**Faculty of Commerce & Management**  
**Faculty of Science & Technology**

77.	Winter-2022	B. Com. I Sem. I	1001	30	28	93.33	02	26	0
78.		B. Com. I Sem. I	19009	30	27	90	6	21	0
79.		B. Com. I Sem. I	19010	30	25	83.33	2	23	0
80.		B. Com. I Sem. I	19011	30	27	90	0	27	0
81.		B. Com. I Sem. I	19012	30	27	90	27	0	0
82.	Summer-2023	B. Com. I Sem. II	1001	25	23	92	03	20	0

83.		B. Com. I Sem. II	19131	25	23	92	0	18	5
84.		B. Com. I Sem. II	19133	25	23	92	13	10	0
85.		B. Com. I Sem. II	19140	25	21	84	2	9	10
86.		B. Com. I Sem. II	19141	25	23	92	3	12	8
87.		B. Com. I Sem. II	19142	25	23	92	2	13	8
88.		B. Com. I Sem. II	19144	25	22	88	19	3	0
89.	Winter-2022	B. Com. II Sem. III	1001	26	10	38.46	06	04	0
90.		B. Com. II Sem. III	3032	26	22	84.62	20	2	0
91.		B. Com. II Sem. III	3033	26	13	50	0	13	0
92.		B. Com. II Sem. III	3034	26	18	69.23	0	18	0
93.		B. Com. II Sem. III	3035	26	23	88.46	22	1	0
94.	Summer-2023	B. Com. II Sem. IV	1001	18	14	77.78	01	13	0
95.		B. Com. II Sem. IV	3041	18	9	50	0	9	0
96.		B. Com. II Sem. IV	3042	18	16	88.89	7	9	0
97.		B. Com. II Sem. IV	3043	18	18	100	9	9	0
98.		B. Com. II Sem. IV	3044	18	18	100	5	13	0
99.		B. Com. II Sem. IV	3045	18	18	100	18	0	0
100.	Winter-2022	B. Com. III Sem. V	1001	21	10	47.61	05	05	0
101.		B. Com. III Sem. V	3051	21	12	57.14	0	12	0
102.		B. Com. III Sem. V	3053	21	15	71.43	0	15	0
103.		B. Com. III Sem. V	3056	21	17	80.95	2	15	0
104.		B. Com. III Sem. V	3057	21	19	90.48	12	7	0
105.	Summer-2023	B. Com. III Sem. VI	1001	17	16	94.12	05	11	0
106.		B. Com. III Sem. VI	3061	17	17	100	10	7	0
107.		B. Com. III Sem. VI	3062	17	16	94.12	4	12	0
108.		B. Com. III Sem. VI	3063	17	16	94.12	7	9	0
109.		B. Com. III Sem. VI	3066	17	16	94.12	4	12	0
110.		B. Com. III Sem. VI	3067	17	15	88.23	6	9	0
111.	Winter-2022	M. Com. I Sem. I	3001	81	78	96.3	28	50	0
112.			3002	81	77	95.06	25	52	0
113.			3003	81	78	96.3	60	17	0

114.			3004	81	78	96.3	70	7	0
115.		M. Com. II Sem. III	4021	93	43	46.24	25	18	0
116.	Summer-2023		4022	93	81	87.1	50	31	0
117.			4023	93	44	47.33	26	18	0
118.			4024	93	81	87.1	57	24	0
119.		M. Com. I Sem. II	3011	79	75	94.94	0	29	0
120.			3012	79	79	100	0	56	23
121.			3014	79	76	96.2	71	5	0
122.			3015	79	75	94.94	60	10	0
123.		M. Com. II Sem. IV	4031	85	73	85.88	8	65	0
124.			4035	85	80	94.12	32	48	0
125.			4036	85	80	94.12	40	40	0
126.			4037	85	80	94.12	54	26	0
127.	Winter-2022	B.Sc.I (Sem-I)	Chemistry	166	105	63.25	11	94	-
128.	Summer-2023	B.Sc.I (Sem-II)	Chemistry	162	89	54.93	28	61	-
129.		B.Sc.II (Sem-III)	Chemistry	52	52	100	10	42	-
130.		B.Sc.II (Sem-IV)	Chemistry	119	82	68.91	22	60	-
131.		B.Sc.III (Sem-V)	Chemistry	94	60	63.83	23	37	-
132.		B.Sc.III (Sem-VI)	Chemistry	94	85	90.43	50	35	-
133.	Winter-2022	B.Sc.I (Sem-I)	Mathematics	27	25	92.59	9	11	5
134.	Summer-2023	B.Sc.I (Sem-II)	Mathematics	25	24	96	11	10	3
135.		B.Sc.II (Sem-III)	Mathematics	19	16	84.21	2	13	1
136.		B.Sc.II (Sem-IV)	Mathematics	14	11	78.57	7	3	1
137.		B.Sc.III (Sem-V)	Mathematics	29	28	96.55	23	5	0
138.		B.Sc.III (Sem-VI)	Mathematics	28	27	96.43	0	22	5
139.	Winter-2022	B.Sc. Sem I	Zoology	53	45	84.90	33	9	3
140.	Summer-2023	B.Sc. Sem II	Zoology	53	41	77.36	28	11	2
141.		B.Sc. Sem III	Zoology	44	29	65.91	7	16	15
142.		B.Sc. Sem IV	Zoology	40	26	65	1	7	24
143.		B.Sc. Sem V	Zoology	74	39	52.7	23	8	4
144.	Winter-2022	B.Sc. Sem I	Botany	10	10	100	9	1	0

145.	Summer-2023	B.Sc. Sem II	Botany	9	8	88.89	2	6	0
146.		B.Sc. Sem III	Botany	20	6	30	0	6	0
147.		B.Sc. Sem IV	Botany	19	14	73.68	4	10	0
148.		B.Sc. Sem V	Botany	39	36	92.31	15	21	0
149.		B.Sc. Sem VI	Botany	38	35	92.11	18	17	0
150.	Winter-2022	B.Sc. Sem I	Physics	40	30	82.5	4	26	0
151.	Summer-2023	B.Sc. Sem II	Physics	40	39	97.14	22	17	0
152.		B.Sc. Sem III	Physics	10	7	70	1	6	0
153.		B.Sc. Sem IV	Physics	10	4	66.66	0	4	0
154.		B.Sc. Sem V	Physics	29	22	75.85	0	22	0
155.		B.Sc. Sem VI	Physics	26	24	92.31	9	15	0
156.	Winter-2022	B.Sc. Sem I	EVS	33	29	87.87	22	7	0
157.	Summer-2023	B.Sc. Sem II	EVS	33	30	90.91	24	6	0
158.		B.Sc. Sem III	EVS	24	19	79.17	8	7	4
159.		B.Sc. Sem IV	EVS	21	17	80.95	1	7	3
160.	Winter-2022	B.Sc. Sem I	Electronics	29	29	100	8	21	0
161.	Summer-2023	B.Sc. Sem II	Electronics	30	29	96.66	9	20	0
162.		B.Sc. Sem III	Electronics	23	12	50	3	9	0
163.		B.Sc. Sem IV	Electronics	23	20	86.95	4	16	0
164.		B.Sc. Sem V	Electronics	32	31	96.81	9	22	0
165.		B.Sc. Sem VI	Electronics	30	24	80	10	14	0

*B. B. B. B.*  
**Co-ordinator**  
**IQAC**  
**Indira Mahavidyalaya**  
**Kalamb**



*P. B. Mandarkar*  
**PRINCIPAL**  
**Indira Mahavidyalaya**  
**Kalamb Dist. Yavatmal**

## Students' Performance in University Examination 2021-22

### Faculty of Humanities

Sr.No.	Examination/Year	Class/Semester	Subject	No. of Students appeared for exam	No. of students Passed	Result of Passing (%)	No. of Students Secured I <sup>st</sup> Class	No. of Students Secured II <sup>nd</sup> Class	No. of Students Secured III <sup>rd</sup> Class
1.	Winter-2021	B.A.I Sem I	English	158	158	100	58	100	0
2.		B.A.II Sem III	English	133	124	92.23	114	10	0
3.		B.A.III Sem V	English	119	119	100	96	23	0
4.		B.Sc. I Sem I	English	96	96	100	84	12	0
5.	Summer-2022	B.A.I Sem II	English	143	84	58.74	30	54	0
6.		B.A.II Sem IV	English	124	60	20.16	17	43	0
7.		B.A.III VI	English	115	67	58.26	9	58	0
8.		B.Sc. I Sem II	English	93	39	41.94	02	37	0
9.	Winter-2021	MA I Sem I	Marathi	79	78	98.73	73	3	0
10.		MA II Sem III	Marathi	77	76	98.7	75	1	0
11.		B.A.I Sem I	Marathi Literature	32	32	100	13	19	0
12.		B.A.I Sem I	Marathi	158	158	100	72	86	0
13.		B.A.II Sem III	Marathi	133	133	100	100	33	0
14.		B.A.II Sem III	Marathi Literature	33	33	100	15	18	0
15.		B.A.III Sem V	Marathi Literature	59	59	100	35	24	0
16.		B.A.III Sem V	Marathi	119	119	100	105	14	0
17.		B.Com.I Sem I	Marathi	23	23	100	19	13	0
18.		B.Com.II Sem III	Marathi	23	23	100	23	0	0
19.		B.Com.III Sem V	Marathi	45	45	100	40	5	0
20.		B.Sc. I Sem I	Marathi	96	95	98.96	51	44	0
21.	Summer-2022	MA I Sem II	Marathi	79	52	65.82	24	27	0
22.		MA II Sem IV	Marathi	77	64	83.12	45	19	0



23.		B.A.I Sem II	Marathi	143	96	67.13	75	21	0
24.		B.A.II Sem IV	Marathi	124	61	49.19	31	30	0
25.		B.A.II Sem IV	Marathi Literature	32	14	43.75	8	6	0
26.		B.A.III Sem VI	Marathi Literature	58	31	53.45	16	15	0
27.		B.A.III Sem VI	Marathi	115	109	94.78	68	36	0
28.		B.Com.I Sem II	Marathi	32	14	43.75	9	5	0
29.		B.Com.II Sem IV	Marathi	22	20	90.21	12	8	0
30.		B.Com.III Sem VI	Marathi	45	39	86.67	26	17	0
31.		B.Sc. 1 Sem II	Marathi	93	69	74.19	11	57	0
32.	Winter-2021	B.A.I Sem I	Home Economics	22	18	81.82	18	0	0
33.		B.A.II Sem III	Home Economics	25	25	100	25	0	0
34.		B.A.III Sem V	Home Economics	23	23	100	23	0	0
35.	Summer-2022	B.A.I Sem II	Home Economics	21	16	76.19	16	0	0
36.		B.A.II Sem IV	Home Economics	24	14	58.33	14	0	0
37.		B.A.III VI	Home Economics	22	18	81.82	18	0	0
38.	Winter-2021	B.A.I Sem I	Economics	104	77	74	43	34	0
39.		B.A.II Sem III	Economics	82	62	76.6	26	36	0
40.		B.A.III Sem V	Economics	41	40	97.56	2	22	0
41.	Summer-2022	B.A.I Sem II	Economics	95	32	35.16	6	26	0
42.		B.A.II Sem IV	Economics	75	55	73.33	10	45	0
43.		B.A.III VI	Economics	39	22	56.41	2	22	0
44.	Winter-2021	B.A.I Sem I	Geography	39	35	89.74	35	0	0
45.		B.A.II Sem III	Geography	45	45	100	45	0	0
46.		B.A.III Sem V	Geography	42	42	100	42	0	0
47.	Summer-2022	B.A.I Sem II	Geography	38	20	52.63	20	0	0
48.		B.A.II Sem IV	Geography	43	19	44.19	19	0	0
49.		B.A.III VI	Geography	42	40	95.24	40	0	0
50.	Winter-2021	B.A.I Sem I	Political Science	89	65	73.03	11	47	7
51.		B.A.II Sem III	Political Science	37	32	86.49	14	18	0
52.		B.A.III Sem V	Political Science	46	42	91.3	21	21	0
53.	Summer-2022	B.A.I Sem II	Political Science	74	17	22.97	6	11	0
54.		B.A.II Sem IV	Political Science	47	23	48.94	5	18	0
55.		B.A.III VI	Political Science	50	30	60	7	23	0

56.	Winter-2021	B.A.I Sem I	History	61	61	100	36	25	0
57.		B.A.II Sem III	History	66	66	100	29	37	0
58.		B.A.III Sem V	History	69	69	100	59	10	0
59.	Summer-2022	B.A.II Sem IV	History	60	32	53.33	3	29	0
60.		B.A.III VI	History	67	32	47.76	14	18	0
61.	Winter-2021	B.A.I Sem I	Sociology	89	89	100	43	46	0
62.		B.A.II Sem III	Sociology	46	42	91.3	36	8	0
63.		B.A.III Sem V	Sociology	56	33	58.93	25	8	0
64.	Summer-2022	B.A.I Sem II	Sociology	89	43	48.31	30	6	7
65.		B.A.II Sem IV	Sociology	46	36	51.43	15	21	0
66.		B.A.III VI	Sociology	49	35	93.93	22	10	3
67.	Winter-2021	B.A.I Sem I	Psychology	37	25	67.57	9	15	1
68.		B.A.II Sem III	Psychology	24	21	87.5	9	9	3
69.		B.A.III Sem V	Psychology	18	18	100	7	11	0
70.	Summer-2022	B.A.I Sem II	Psychology	30	4	13.33	3	1	0
71.		B.A.II Sem IV	Psychology	21	13	61.9	2	0	0
72.		B.A.III VI	Psychology	18	11	64.7	11	0	0

### Faculty of Commerce & Management

73.	Winter-2021	B. Com. I Sem. I	3011	32	32	100	18	8	-
74.		B. Com. I Sem. I	3012	32	32	100	28	4	-
75.		B. Com. I Sem. I	3013	32	32	100	25	7	-
76.		B. Com. I Sem. I	3014	32	32	100	29	3	
77.	Summer-2022	B. Com. I Sem. II	3021	5	5	15.63	-	5	
78.		B. Com. I Sem. II	3022	28	28	87.5	12	16	
79.		B. Com. I Sem. II	3023	14	14	43.75	7	7	
80.		B. Com. I Sem. II	3024	27	27	84.38	12	15	
81.	Winter-2021	B. Com. II Sem. III	3031	23	23	100	15	8	-
82.		B. Com. II Sem. III	3032	23	23	100	13	10	-
83.		B. Com. II Sem. III	3033	23	23	100	15	8	-
84.		B. Com. II Sem. III	3034	23	23	100	17	6	-
85.		B. Com. II Sem. III	3035	23	23	100	15	8	-

86.	Summer-2022	B. Com. II Sem. IV	3041	5	5	22.73	-	5	
87.		B. Com. II Sem. IV	3042	21	21	95.45	3	11	7
88.		B. Com. II Sem. IV	3043	19	19	86.36	9	5	5
89.		B. Com. II Sem. IV	3044	16	16	72.73	5	11	-
90.		B. Com. II Sem. IV	3045	21	21	95.45	14	7	-
91.	Winter-2021	B. Com. III Sem. V	3051	45	45	100	37	8	-
92.		B. Com. III Sem. V	3052	45	45	100	37	8	-
93.		B. Com. III Sem. V	3053	45	45	100	37	8	-
94.		B. Com. III Sem. V	3056	45	45	100	37	8	-
95.		B. Com. III Sem. V	3057	45	45	100	37	8	
96.	Summer-2022	B. Com. III Sem. VI	3061	45	38	84.44	14	17	7
97.		B. Com. III Sem. VI	3062	45	30	66.67	20	10	
98.		B. Com. III Sem. VI	3063	45	43	95.56	21	22	-
99.		B. Com. III Sem. VI	3066	45	42	93.33	24	18	
100.		B. Com. III Sem. VI	3067	45	31	68.89	8	23	
101.	Winter-2021	M. Com. I Sem. I	4001	99	91	91.92	51	40	-
102.			4002	99	92	92.93	57	35	-
103.			4003	99	93	93.94	55	38	-
104.			4004	98	98	98.99	69	29	-
105.		M. Com. II Sem. III	4021	95	72	75.79	41	31	-
106.	Summer-2022		4022	95	86	90.53	54	32	-
107.			4023	95	80	84.21	47	33	-
108.			4024	95	88	92.63	62	26	-
109.		M. Com. I Sem. II	4011	99	34	34.34	27	7	-
110.			4012	99	67	67.68	54	13	-
111.			4013	99	89	89.9	18	71	-
112.			4014	99	80	80.81	21	59	-
113.		M. Com. II Sem. IV	4031	93	74	79.57	32	36	6
114.			4035	93	70	75.27	40	27	3
115.			4036	93	83	89.25	30	47	6
116.			4037	93	76	81.72	37	39	-

## Faculty of Science & Technology

117.	Winter-2021	B.Sc.I (Sem-I)	Mathematics	24	24	100	24	0	0
118.	Summer-2022	B.Sc.I (Sem-II)	Mathematics	24	15	62.5	0	1	14
119.		B.Sc.II (Sem-III)	Mathematics	31	31	100	31	0	0
120.		B.Sc.II (Sem-IV)	Mathematics	30	25	83.33	5	5	15
121.		B.Sc.III (Sem-V)	Mathematics	26	26	100	26	0	0
122.		B.Sc.III (Sem-VI)	Mathematics	26	26	100	2	10	14
123.	Winter-2021	B.Sc. Sem I	Zoology	56	55	98.21	47	2	2
124.	Summer-2022	B.Sc. Sem II	Zoology	53	41	77.36	16	13	12
125.		B.Sc. Sem III	Zoology	40	40	100	39	0	1
126.		B.Sc. Sem IV	Zoology	40	34	85	16	10	13
127.		B.Sc. Sem V	Zoology	65	65	100	65	0	0
128.		B.Sc. Sem VI	Zoology	67	64	95.52	46	11	7
129.	Winter-2021	B.Sc. Sem I	Physics	13	13	100	13	0	0
130.	Summer-2022	B.Sc. Sem II	Physics	13	9	69.23	2	7	0
131.		B.Sc. Sem III	Physics	27	27	100	27	0	0
132.		B.Sc. Sem IV	Physics	27	23	88.46	6	17	0
133.		B.Sc. Sem V	Physics	58	57	100	57	0	0
134.		B.Sc. Sem VI	Physics	56	51	91.07	23	28	0
135.	Winter-2021	B.Sc. Sem I	Botany	23	23	100	23	0	0
136.	Summer-2022	B.Sc. Sem II	Botany	22	12	54.55	2	10	0
137.		B.Sc. Sem III	Botany	40	40	100	40	0	0
138.		B.Sc. Sem IV	Botany	40	31	77.5	22	9	0
139.		B.Sc. Sem V	Botany	66	65	98.48	65	0	0
140.		B.Sc. Sem VI	Botany	67	51	76.12	29	22	0
141.	Winter-2021	B.Sc. Sem I	EVS	33	32	96.97	32	0	0
142.	Summer-2022	B.Sc. Sem II	EVS	31	18	58.06	16	2	0
143.	Winter-2021	B.Sc. Sem I	Electronics	27	27	100	27	0	0
144.	Summer-2022	B.Sc. Sem II	Electronics	27	25	92.59	15	10	0
145.		B.Sc. Sem III	Electronics	32	32	100	32	0	0

146.	B.Sc. Sem IV	Electronics	30	30	100	30	0	0
147.	B.Sc. Sem V	Electronics	33	33	100	33	0	0
148.	B.Sc. Sem VI	Electronics	32	18	56.25	10	18	0

*B. B. B. B.*  
**Co-ordinator**  
**IQAC**  
**Indira Mahavidyalaya**  
**Kalamb**



*P. B. M. S. K.*  
**PRINCIPAL**  
**Indira Mahavidyalaya**  
**Kalamb Dist. Yavatmal**

## Students' Performance in University Examination 2020-2021

### Faculty of Humanities

Sr.No.	Examination/Year	Class/Semester	Subject	No. of Students appeared for exam	No. of students Passed	Result of Passing (%)	No. of Students Secured I <sup>st</sup> Class	No. of Students Secured II <sup>nd</sup> Class	No. of Students Secured III <sup>rd</sup> Class
1.	Winter-2020	B.A.I Sem I	English	168	166	98.81	130	36	0
2.		B.A.II Sem III	English	137	133	97.08	91	42	0
3.		B.A.III Sem V	English	70	70	100	64	6	0
4.		B.Sc. I Sem I	English	101	101	100	76	25	0
5.	Summer-2021	B.A.I Sem II	English	168	167	99.4	166	1	0
6.		B.A.II Sem IV	English	139	139	100	138	1	0
7.		B.A.III VI	English	71	68	95.77	48	20	0
8.		B.Sc. I Sem I	English	101	101	100	101	0	0
9.	Winter-2020	MA I Sem I	Marathi	81	79	98	78	1	0
10.		MA II Sem III	Marathi	65	65	100	65	0	0
11.		B.A.I Sem I	Marathi Literature	39	39	100	39	0	0
12.		B.A.I Sem I	Marathi	168	168	100	150	18	0
13.		B.A.II Sem III	Marathi Literature	39	39	100	39	0	0
14.		B.A.II Sem III	Marathi	137	137	100	120	17	0
15.		B.A.II Sem III	Marathi Literature	60	60	100	55	5	0
16.		B.A.III Sem V	Marathi Literature	39	39	100	39	0	0
17.		B.A.III Sem V	Marathi	71	71	100	71	0	0
18.		B.Com.I Sem. I	Marathi	25	25	100	23	2	0
19.		B.Com. II Sem.III	Marathi	46	46	100	46	46	0
20.		B.Sc. I Sem I	Marathi	101	101	100	98	2	0

21.	Summer-2021	MA I Sem II	Marathi	81	81	100	81	0	0
22.		MA II Sem IV	Marathi	67	67	100	67	0	0
23.		B.A.I Sem II	Marathi	191	191	100	191	0	0
24.		B.A.II Sem IV	Marathi	159	159	100	159	0	0
25.		B.A.III Sem V	Marathi	71	71	100	71	0	0
26.		B.Com.I Sem. II	Marathi	29	29	100	29	0	0
27.		B. Com .II Sem. IV	Marathi	47	47	100	47	5	0
28.		B.Com. III Sem. VI	Marathi	48	48	100	48	0	0
29.		B.Sc. I Sem II	Marathi	105	105	100	105	0	0
30.	Winter-2020	B.A.I Sem I	Home Economics	31	31	100	31	0	0
31.		B.A.II Sem III	Home Economics	23	23	100	23	0	0
32.		B.A.III Sem V	Home Economics	26	26	100	26	0	0
33.	Summer-2021	B.A.I Sem II	Home Economics	31	31	100	31	0	0
34.		B.A.II Sem IV	Home Economics	23	23	100	23	0	0
35.		B.A.III VI	Home Economics	26	26	100	26	0	0
36.	Winter-2020	B.A.I Sem I	Economics	105	91	86.67	40	28	3
37.		B.A.II Sem III	Economics	58	48	82.76	26	20	2
38.		B.A.III Sem V	Economics	12	12	85.71	5	7	0
39.	Summer-2021	B.A.I Sem II	Economics	105	104	99.05	102	2	0
40.		B.A.II Sem IV	Economics	59	59	100	57	2	0
41.		B.A.III VI	Economics	14	13	92.86	0	13	0
42.	Winter-2020	B.A.I Sem I	Geography	56	55	98.21	54	1	0
43.		B.A.II Sem III	Geography	46	40	86.96	39	1	0
44.		B.A.III Sem V	Geography	42	42	100	42	0	0
45.	Summer-2021	B.A.I Sem II	Geography	56	56	100	56	0	0
46.		B.A.II Sem IV	Geography	47	47	100	47	0	0
47.		B.A.III VI	Geography	42	42	100	40	2	0
48.	Winter-2020	B.A.I Sem I	Political Science	59	51	86.44	42	9	0
49.		B.A.II Sem III	Political Science	52	51	98.08	48	3	0
50.		B.A.III Sem V	Political Science	35	35	100	27	7	0
51.	Summer-2021	B.A.I Sem II	Political Science	62	62	100	61	1	0
52.		B.A.II Sem IV	Political Science	55	55	100	53	2	0
53.		B.A.III VI	Political Science	35	35	100	26	9	0

54.	Winter-2020	B.A.I Sem I	History	82	66	80.49	49	17	0
55.		B.A.II Sem III	History	88	80	90.91	68	12	0
56.		B.A.III Sem V	History	15	15	100	12	3	0
57.	Summer-2021	B.A.I Sem II	History	82	81	98.78	81	0	0
58.		B.A.II Sem IV	History	90	90	100	87	3	0
59.		B.A.III VI	History	15	11	73.33	11	0	0
60.	Winter-2020	B.A.I Sem I	Sociology	96	95	98.96	43	52	0
61.		B.A.II Sem III	Sociology	61	60	98.36	52	8	0
62.		B.A.III Sem V	Sociology	33	27	81.81	18	9	0
63.	Summer-2021	B.A.I Sem II	Sociology	96	96	100	96	0	0
64.		B.A.II Sem IV	Sociology	62	62	100	62	0	0
65.		B.A.III VI	Sociology	33	32	96.97	28	4	0
66.	Winter-2020	B.A.I Sem I	Psychology	33	33	100	21	12	0
67.		B.A.II Sem III	Psychology	21	21	100	9	7	0
68.		B.A.III Sem V	Psychology	9	9	100	9	0	0
69.	Summer-2021	B.A.I Sem II	Psychology	33	32	96.97	32	0	0
70.		B.A.II Sem IV	Psychology	21	21	100	21	0	0
71.		B.A.III VI	Psychology	9	9	100	4	5	0

### Faculty of Commerce & Management

72.	Winter-2020	B. Com. I Sem. I	English	25	25	100	25	0	0
73.		B. Com. I Sem. I	3011	25	24	96	84	12	-
74.		B. Com. I Sem. I	3012	25	25	100	92	4	4
75.		B. Com. I Sem. I	3013	25	25	100	92	8	-
76.		B. Com. I Sem. I	3014	25	25	100	100	-	-
77.	Summer-2021	B. Com. I Sem. II	1001	25	25	100	25	0	0
78.		B. Com. I Sem. II	3021	25	25	100	100	-	-
79.		B. Com. I Sem. II	3022	25	25	100	100	-	-
80.		B. Com. I Sem. II	3023	25	25	100	100	-	-
81.		B. Com. I Sem. II	3024	25	25	100	100	-	-
82.	Winter-2020	B. Com. II Sem. III	1001	46	46	100	46	0	0
83.		B. Com. II Sem. III	3031	46	46	100	100	-	-



84.		B. Com. II Sem. III	3032	46	46	100	100	-	-
85.		B. Com. II Sem. III	3033	46	46	100	100	-	-
86.		B. Com. II Sem. III	3034	46	46	100	100	-	-
87.		B. Com. II Sem. III	3035	46	46	100	100	-	-
88.	Summer-2021	B. Com. II Sem. IV	1001	46	46	100	45	1	0
89.		B. Com. II Sem. IV	3041	46	46	100	100	-	-
90.		B. Com. II Sem. IV	3042	46	46	100	100	-	-
91.		B. Com. II Sem. IV	3043	46	46	100	100	-	-
92.		B. Com. II Sem. IV	3044	46	46	100	100	-	-
93.		B. Com. II Sem. IV	3045	46	46	100	100	-	-
94.	Winter-2020	B. Com. III Sem. V	3051	47	47	100	100	-	-
95.		B. Com. III Sem. V	3052	47	43	91.49	100	-	-
96.		B. Com. III Sem. V	3053	47	47	100	100	-	-
97.		B. Com. III Sem. V	3056	47	47	100	100	-	-
98.		B. Com. III Sem. V	3057	47	47	100	100	-	-
99.	Summer-2021	B. Com. III Sem. VI	1001	47	46	97.87	42	4	0
100.		B. Com. III Sem. VI	3061	47	47	100	39	8	-
101.		B. Com. III Sem. VI	3062	47	47	100	37	10	-
102.		B. Com. III Sem. VI	3063	47	47	100	37	10	-
103.		B. Com. III Sem. VI	3066	47	47	100	35	12	-
104.		B. Com. III Sem. VI	3067	47	47	100	40	7	-
105.	Winter-2020	M. Com. I Sem. I	4001	93	79	84.95	52	27	-
106.		M. Com. I Sem. I	4002	93	92	98.92	65	27	-
107.		M. Com. I Sem. I	4003	93	92	98.92	65	27	-
108.		M. Com. I Sem. I	4004	93	93	100	79	14	-
109.		M. Com. II Sem. III	4021	88	83	94.32	83	0	-
110.	Summer-2021	M. Com. II Sem. III	4022	88	86	97.73	86	0	-
111.		M. Com. II Sem. III	4023	88	87	98.86	87	0	-
112.		M. Com. II Sem. III	4024	88	87	98.86	87	0	-
113.		M. Com. I Sem. II	4011	93	93	100	93	-	-
114.		M. Com. II Sem. II	4012	93	93	100	93	-	-
115.		M. Com. II Sem. II	4013	93	93	100	93	-	-

116.		M. Com. II Sem. II	4014	93	93	100	93	-	-
117.		M. Com. II Sem. IV	4031	103	103	100	54	49	-
118.		M. Com. II Sem. IV	4035	103	103	100	32	71	-
119.		M. Com. II Sem. IV	4036	103	103	100	86	17	-
120.		M. Com. II Sem. IV	4037	103	103	100	83	20	-

### Faculty of Science & Technology

121.	Winter-2020	B.Sc. I (Sem.-I)	Chemistry	89	89	100	89	--	--
122.	Summer-2021	B.Sc. I (Sem.-II)	Chemistry	87	87	100	87	--	--
123.		B.Sc.II (Sem.-III)	Chemistry	89	89	100	89	--	--
124.		B.Sc. II (Sem.-IV)	Chemistry	89	89	100	89	--	--
125.		B.Sc.III (Sem.-V)	Chemistry	134	134	98.53	134	--	--
126.		B.Sc. III (Sem-VI)	Chemistry	133	133	97.79	133	--	--
127.	Winter-2020	B.Sc. I (Sem.-I)	Mathematics	33	33	100	22	11	0
128.	Summer-2021	B. Sc .I (Sem.-II)	Mathematics	33	33	100	33	0	0
129.		B.Sc. II (Sem.-III)	Mathematics	23	100	23	0	0	0
130.		B. Sc .II (Sem.IV)	Mathematics	23	23	100	23	0	0
131.		B.Sc. III (Sem.-V)	Mathematics	27	27	100	25	2	0
132.		B. Sc. III (Sem.VI)	Mathematics	27	27	100	27	0	0
133.	Winter-2020	B.Sc. Sem I	Zoology	41	41	100	41	0	0
134.	Summer-2021	B.Sc. Sem II	Zoology	41	41	100	41	0	0
135.		B.Sc. Sem III	Zoology	62	62	100	62	0	0
136.		B.Sc. Sem IV	Zoology	65	65	100	65	0	0
137.		B.Sc. Sem V	Zoology	108	108	100	108	0	0
138.		B.Sc. Sem VI	Zoology	108	108	100	108	0	0
139.	Winter-2020	B.Sc. Sem I	Physics	30	28	93.33	28	0	0
140.	Summer-2021	B.Sc. Sem II	Physics	30	30	100	30	0	0
141.		B.Sc. Sem III	Physics	58	58	100	58	0	0
142.		B.Sc. Sem IV	Physics	58	58	100	58	0	0
143.		B.Sc. Sem V	Physics	54	54	100	54	0	0
144.		B.Sc. Sem VI	Physics	54	54	100	54	0	0

145.	Winter-2020	B.Sc. Sem I	Botany	42	100	42	0	0	0
146.	Summer-2021	B.Sc. Sem II	Botany	68	100	68	0	0	0
147.		B.Sc. Sem III	Botany	107	100	107	0	0	0
148.		B.Sc. Sem IV	Botany	42	100	42	0	0	0
149.		B.Sc. Sem V	Botany	68	100	68	0	0	0
150.		B.Sc. Sem VI	Botany	107	100	107	0	0	0
151.	Winter-2020	B.Sc. Sem I	Electronics	34	34	34	100	0	0
152.	Summer-2021	B.Sc. Sem II	Electronics	33	33	33	100	0	0
153.		B.Sc. Sem III	Electronics	37	37	37	100	0	0
154.		B.Sc. Sem IV	Electronics	37	37	37	37	0	0
155.		B.Sc. Sem V	Electronics	28	28	100	28	0	0
156.		B.Sc. Sem VI	Electronics	26	26	100	26	0	0

*B. B. B. B.*  
**Co-ordinator**  
**IQAC**  
**Indira Mahavidyalaya**  
**Kalamb**



*P. B. Mandake*  
**PRINCIPAL**  
**Indira Mahavidyalaya**  
**Kalamb Dist. Yavatmal**

## Students' Performance in University Examination 2019-20

### Faculty of Humanities

Sr.No.	Examination/Year	Class/Semester	Subject	No. of Students appeared for exam	No. of students Passed	Result of Passing (%)	No. of Students Secured I <sup>st</sup> Class	No. of Students Secured II <sup>nd</sup> Class	No. of Students Secured III <sup>rd</sup> Class
1.	Winter-2019	B.A.I Sem I	English	273	21	7.69	3	18	0
2.		B.A.I Sem III	English	98	53	54.08	10	43	0
3.		B.A.II Sem V	English	75	19	25.33	2	17	0
4.		B.Sc. Sem I	English	153	71	46.40	15	50	6
5.	Summer-2020	B.A.I Sem II	English	264	262	99.24	227	35	0
6.		B.A.II Sem IV	English	97	97	100	92	5	0
7.		B.A.III Sem VI	English	75	73	97.33	73	0	0
8.		B.Sc. Sem II	English	150	150	100	150	0	0
9.	Winter-2019	MA I Sem I	Marathi	80	34	42	12	18	0
10.		MA II Sem III	Marathi	54	47	87.4	20	25	0
11.		B.A.I Sem I	Marathi Literature	134	45	39	12	25	0
12.		B.A.I Sem I	Marathi	223	81	68	19	49	0
13.		B.A.II Sem III	Marathi Literature	58	34	58.62	12	13	0
14.		B.A.II Sem III	Marathi	98	79	80.61	27	35	0
15.		B.A.III Sem V	Marathi Literature	43	38	88	12	22	0
16.		B.A.III Sem V	Marathi	75	67	89	24	28	0
17.		B.Com.I Sem. I	Marathi	57	39	68	24	14	0
18.		B.Com. II Sem.III	Marathi	50	38	76	26	12	0
19.		B.Com. III Sem. V	Marathi	30	30	100	21	9	0

20.		B.Sc. 1 Sem I	Marathi	153	110	71.9	56	52	0
21.	Summer-2020	MA I Sem II	Marathi	73	68	93	38	29	0
22.		MA II Sem IV	Marathi	50	49	98	22	27	0
23.		B.A.I Sem II	Marathi Literature	54	53	99	26	24	0
24.		B.A.I Sem II	Marathi	128	126	98	102	22	0
25.		B.A.II Sem IV	Marathi Literature	58	58	100	35	22	0
26.		B.A.II Sem IV	Marathi	97	97	100	61	26	0
27.		B.A.III Sem VI	Marathi Literature	43	43	100	20	23	0
28.		B.A.III Sem VI	Marathi	75	73	97.33	59	14	0
29.		B.Com.I Sem. II	Marathi	52	51	98	40	11	0
30.		B.Com. II Sem. IV	Marathi	48	47	97.92	19	28	0
31.		B.Com. III Sem. VI	Marathi	28	28	100	15	13	0
32.		B.Sc. 1 Sem II	Marathi	105	103	98	87	15	0
33.	Winter-2019	B.A.I Sem I	Home Economics	41	29	70.73	29	0	0
34.		B.A.II Sem III	Home Economics	32	25	78.13	25	0	0
35.		B.A.III Sem V	Home Economics	29	22	75.86	22	0	0
36.	Summer-2020	B.A.I Sem II	Home Economics	39	39	100	39	0	0
37.		B.A.II Sem IV	Home Economics	32	32	100	32	0	0
38.		B.A.III VI	Home Economics	29	28	96.55	28	0	0
39.	Winter-2019	B.A.I Sem I	Economics	126	26	20.63	4	21	1
40.		B.A.II Sem III	Economics	21	10	45.45	10	2	8
41.		B.A.III Sem V	Economics	18	12	66.67	8	4	0
42.	Summer-2020	B.A.I Sem II	Economics	123	123	100	123	0	0
43.		B.A.II Sem IV	Economics	21	21	100	19	2	0
44.		B.A.III VI	Economics	18	17	94.44	16	0	1
45.	Winter-2019	B.A.I Sem I	Geography	76	29	38.15	29	0	0
46.		B.A.II Sem III	Geography	48	43	89.58	43	0	0
47.		B.A.III Sem V	Geography	19	12	63.16	12	0	0
48.	Summer-2020	B.A.I Sem II	Geography	76	76	100	76	0	0
49.		B.A.II Sem IV	Geography	48	48	100	48	0	0
50.		B.A.III VI	Geography	19	19	100	19	0	0
51.	Winter-2019	B.A.I Sem I	History	196	32	16.33	5	27	0
52.		B.A.II Sem III	History	28	6	21.43	1	5	0
53.		B.A.III Sem V	History	17	7	41.18	1	6	0

54.	Summer-2020	B.A.I Sem II	History	28	28	100	25	3	0
55.		B.A.II Sem IV	History	17	15	88.24	15	0	0
56.		B.A.III VI	History	190	188	98.95	135	53	0
57.	Winter-2019	B.A.I Sem I	Sociology	129	16	12.4	2	14	0
58.		B.A.II Sem III	Sociology	40	26	65	9	17	0
59.		B.A.III Sem V	Sociology	39	31	79.49	15	16	0
60.	Summer-2020	B.A.I Sem II	Sociology	123	122	99.19	109	13	0
61.		B.A.II Sem IV	Sociology	39	39	100	39	0	0
62.		B.A.III VI	Sociology	38	38	100	38	0	0
63.	Winter-2019	B.A.I Sem I	Political Science	101	20	19.8	4	16	0
64.		B.A.II Sem III	Political Science	49	25	51.02	11	14	0
65.		B.A.III Sem V	Political Science	38	31	81.58	7	24	0
66.	Summer-2020	B.A.I Sem II	Political Science	99	99	100	99	0	0
67.		B.A.II Sem IV	Political Science	49	49	100	49	0	0
68.		B.A.III VI	Political Science	38	38	100	38	0	0
69.	Winter-2019	B.A.I Sem I	Psychology	37	11	29.73	4	7	0
70.		B.A.II Sem III	Psychology	17	6	35.29	3	3	0
71.		B.A.III Sem V	Psychology	22	12	63.16	12	0	0
72.	Summer-2020	B.A.I Sem II	Psychology	37	36	97	36	0	0
73.		B.A.II Sem IV	Psychology	16	16	100	15	1	0
74.		B.A.III VI	Psychology	22	22	100	22	0	0

### Faculty of Commerce & Management

75.	Winter-2019	B. Com. I Sem. I	3011	57	13	22.81	2	8	3
76.		B. Com. I Sem. I	3012	57	27	47.37	7	7	13
77.		B. Com. I Sem. I	3013	57	27	47.37	7	7	13
78.		B. Com. I Sem. I	3014	57	22	38.6	5	5	12
79.	Summer-2020	B. Com. I Sem. II	1001	58	57	98.28	57	0	0
80.		B. Com. I Sem. II	3021	57	57	98.28	32	25	-
81.		B. Com. I Sem. II	3022	57	57	98.28	1	56	-
82.		B. Com. I Sem. II	3023	57	57	98.28	1	56	-
83.		B. Com. I Sem. II	3024	57	57	98.28	1	56	-

84.	Winter-2019	B. Com. II Sem. III	3031	50	10	20	1	7	2
85.		B. Com. II Sem. III	3032	50	10	20	10	-	-
86.		B. Com. II Sem. III	3033	50	22	44	22	-	-
87.		B. Com. II Sem. III	3034	50	36	72	13	10	13
88.		B. Com. II Sem. III	3035	50	35	70	19	16	-
89.	Summer-2020	B.Com. II Sem IV	1001	48	47	97.92	47	0	0
90.		B. Com. II Sem. IV	3041	48	47	97.92	22	25	-
91.		B. Com. II Sem. IV	3042	48	47	97.92	2	39	6
92.		B. Com. II Sem. IV	3043	48	47	97.92	1	38	8
93.		B. Com. II Sem. IV	3044	48	47	97.92	1	39	7
94.		B. Com. II Sem. IV	3045	48	47	97.92	1	39	7
95.	Winter-2019	B. Com. III Sem. V	3051	28	21	75	4	10	7
96.		B. Com. III Sem. V	3052	28	20	71.43	4	10	6
97.		B. Com. III Sem. V	3053	28	4	14.29	4	-	-
98.		B. Com. III Sem. V	3056	28	16	57.14	8	2	6
99.		B. Com. III Sem. V	3057	28	13	46.43	1	6	6
100.	Summer-2020	B. Com. III Sem. VI	1001	28	28	100	28	0	0
101.		B. Com. III Sem. VI	3061	28	28	100	28	-	-
102.		B. Com. III Sem. VI	3062	28	28	100	28	-	-
103.		B. Com. III Sem. VI	3063	28	28	100	28	-	-
104.		B. Com. III Sem. VI	3066	28	28	100	28	-	-
105.		B. Com. III Sem. VI	3067	28	28	100	28	-	-
106.	Winter-2019	M. Com. I Sem. I	4001	105	78	74.28	35	43	-
107.			4002	105	85	80.95	16	69	-
108.			4003	105	21	20	5	16	-
109.			4004	105	96	91.42	77	19	-
110.		M. Com. II Sem. III	4021	61	32	52.45	10	22	-
111.	Summer-2020		4022	61	15	24.59	6	9	-
112.			4023	61	20	32.78	2	18	-
113.			4024	61	55	90.16	55	-	-
114.		M. Com. I Sem. II	4011	93	93	100	92	1	-

115.			4012	93	93	100	92	1	-
116.			4013	93	93	100	92	1	-
117.			4014	93	93	100	92	1	-
118.		M. Com. II Sem. IV	4031	43	42	97.67	42	-	-
119.			4035	43	42	97.67	42	-	-
120.			4036	43	42	97.67	42	-	-
121.			4037	43	42	97.67	42	-	-

### Faculty of Humanities Science & Technology

122.	Winter-2019	B.Sc. I (Sem.I)	Chemistry	114	62	52.63	9	53	-
123.	Summer-2020	B.Sc. I (Sem.-II)	Chemistry	112	112	100	112	0	-
124.		B.Sc. II (Sem.-III)	Chemistry	135	58	42.96	16	42	-
125.		B.Sc. II (Sem.-IV)	Chemistry	136	136	100	136	0	-
126.		B.Sc. III (Sem.-V)	Chemistry	120	58	48.33	23	35	-
127.		B.Sc. III (Sem.-VI)	Chemistry	119	118	99.17	118	0.00	-
128.	Winter-2019	B.Sc. I (Sem.-I)	Mathematics	35	16	45.71	0	0	16
129.	Summer-2020	B.Sc. I (Sem.-II)	Mathematics	35	35	100	25	8	2
130.		B.Sc. II (Sem.-III)	Mathematics	26	16	61.54	0	2	14
131.		B.Sc. II (Sem.-IV)	Mathematics	28	28	100	25	3	0
132.		B.Sc. III (Sem.-V)	Mathematics	30	28	93.33	2	11	15
133.		B.Sc. III (Sem.-VI)	Mathematics	30	30	100	30	0	0
134.	Winter-2019	B.Sc. Sem I	Zoology	74	38	51.35	20	11	0
135.	Summer-2020	B.Sc. Sem II	Zoology	74	74	100	74	0	0
136.		B.Sc. Sem III	Zoology	109	34	31.19	13	10	0
137.		B.Sc. Sem IV	Zoology	108	108	100	108	0	0
138.		B.Sc. Sem V	Zoology	90	46	51.11	24	0	0
139.		B.Sc. Sem VI	Zoology	90	89	98.89	89	0	0
140.	Winter-2019	B.Sc. Sem I	Physics	76	35	46.05	3	32	0
141.	Summer-2020	B.Sc. Sem II	Physics	76	76	100	76	0	0
142.		B.Sc. Sem III	Physics	52	24	46.15	9	15	0
143.		B.Sc. Sem IV	Physics	52	52	100	52	0	0



144.		B.Sc. Sem V	Physics	40	21	52.2	3	18	0
145.		B.Sc. Sem VI	Physics	40	40	100	40	0	0
146.	Winter-2019	B.Sc. Sem I	Botany	74	32	43.24	20	12	0
147.	Summer-2020	B.Sc. Sem II	Botany	109	16	14.08	9	7	0
148.		B.Sc. Sem III	Botany	90	28	31.11	17	11	0
149.		B.Sc. Sem IV	Botany	74	74	100	74	0	0
150.		B.Sc. Sem V	Botany	108	108	100	108	0	0
151.		B.Sc. Sem VI	Botany	88	86	97.77	86	0	0
152.	Winter-2019	B.Sc. Sem I	Electronics	38	6	14.28	1	5	0
153.	Summer-2020	B.Sc. Sem II	Electronics	41	41	100	35	6	0
154.		B.Sc. Sem III	Electronics	24	6	23.07	2	4	0
155.		B.Sc. Sem IV	Electronics	20	10	45.45	2	8	0
156.		B.Sc. Sem V	Electronics	18	12	66.66	3	9	0
157.		B.Sc. Sem VI	Electronics	9	9	100	9	0	0

*B. B. G. G. G.*  
**Co-ordinator**  
**IQAC**  
**Indira Mahavidyalaya**  
**Kalamb**



*P. B. Mandake*  
**PRINCIPAL**  
**Indira Mahavidyalaya**  
**Kalamb Dist. Yavatmal**

## Students' Performance in University Examination 2018-19

### Faculty of Humanities

Sr.No.	Examination/Year	Class/Semester	Subject	No. of Students appeared for exam	No. of students Passed	Result of Passing (%)	No. of Students Secured I <sup>st</sup> Class	No. of Students Secured II <sup>nd</sup> Class	No. of Students Secured III <sup>rd</sup> Class
1.	Winter-2018	B.A.I Sem I	English	216	78	36.11	8	70	0
2.		B.A.II Sem III	English	134	49	36.57	9	40	0
3.		B.Sc. Sem I	English	195	164	84.10	102	62	0
4.	Summer-2019	B.A.I Sem II	English	216	45	20.83	11	34	0
5.		B.A.II Sem IV	English	135	55	40.74	2	53	0
6.		B.A.III (A.P.)	English	126	60	47.62	1	59	0
7.		B.Sc. Sem II	English	191	114	60.73	85	29	0
8.	Winter-2018	MA I Sem I	Marathi	84	45	53.57	35	10	0
9.		MA II Sem III	Marathi	34	31	91.18	27	4	0
10.		B.A.I Sem I	Marathi Literature	146	88	58	34	41	0
11.		B.A.I Sem I	Marathi	216	168	59	41	56	0
12.		B.A.II Sem IV	Marathi Literature	78	23	29.49	11	8	0
13.		B.A.II Sem III	Marathi	134	86	64.18	23	51	0
14.		B.A.III	Marathi Literature	69	36	52.17	16	19	0
15.		B.A.III	Marathi	126	111	88.1	61	27	0
16.		B.Com.I Sem. I	Marathi	68	57	86.36	45	13	0
17.		B.Com. II Sem. III	Marathi	50	47	94	34	13	0
18.		B.Com. III Sem. V	Marathi	45	38	74	24	13	0
19.		B.Sc. 1 Sem I	Marathi	195	162	83.08	98	63	0
20.	Summer-2019	MA I Sem II	Marathi	73	68	93	33	21	0

21.		MA II Sem III	Marathi	50	49	98	21	26	0
22.		B.A.I Sem II	Marathi Literature	131	67	51.14	28	32	0
23.		B.A.I Sem II	Marathi	216	102	47.22	25	36	0
24.		B.A.II Sem IV	Marathi Literature	81	47	58.02	22	29	0
25.		B.A.II Sem IV	Marathi	135	100	74.07	32	41	0
26.		B.A.III	Marathi Literature	49	32	10	10	13	0
27.		B.A.III	Marathi	85	49	57.64	11	37	0
28.		B.Com.I Sem II	Marathi	66	50	54	40	15	0
29.		B.Com.II	Marathi	50	39	78	12	16	0
30.		B.Com.III	Marathi	73	68	93.15	29	38	0
31.		B.Sc. 1 Sem II	Marathi	191	162	84.81	59	68	0
32.	Winter-2018	B.A.I Sem I	Home Economics	33	30	90.91	30	0	0
33.		B.A.II Sem III	Home Economics	52	38	73.08	35	3	0
34.	Summer-2019	B.A.I Sem II	Home Economics	33	25	76.75	25	0	0
35.		B.A.II Sem IV	Home Economics	52	35	67.3	31	4	0
36.		B.A.III (A.P.)	Home Economics	52	48	92.31	30	18	0
37.	Winter-2018	B.A.I Sem I	Economics	60	25	41.66	4	21	0
38.		B.A.II Sem III	Economics	32	22	68.75	3	15	4
39.	Summer-2019	B.A.I Sem II	Economics	60	22	36.66	3	19	0
40.		B.A.II Sem IV	Economics	32	14	43.75	2	11	0
41.		B.A.III (A.P.)	Economics	32	27	84.38	0	8	19
42.	Winter-2018	B.A.I Sem I	Geography	88	52	59.09	24	28	0
43.		B.A.II Sem III	Geography	33	23	69.7	8	15	0
44.	Summer-2019	B.A.I Sem II	Geography	88	51	57.95	31	20	0
45.		B.A.II Sem IV	Geography	33	25	75.75	7	18	0
46.		B.A.III (A.P.)	Geography	32	28	87.5	1	27	0
47.	Winter-2018	B.A.I Sem I	History	92	63	68.47	9	54	0
48.		B.A.II Sem III	History	45	19	42.22	2	17	0
49.	Summer-2019	B.A.I Sem II	History	60	14	23	2	12	0
50.		B.A.II Sem IV	History	46	16	35	1	15	0
51.	Winter-2018	B.A.I Sem I	Sociology	84	54	64.28	15	39	0
52.		B.A.II Sem III	Sociology	69	30	43.47	7	23	0
53.	Summer-2019	B.A.I Sem II	Sociology	84	37	44	8	26	3

54.		B.A.II Sem IV	Sociology	69	40	57.97	14	25	1
55.		B.A.III (A.P.)	Sociology	44	44	100	44	0	0
56.	Winter-2018	B.A.I Sem I	Political Science	123	92	74.8	5	18	69
57.		B.A.II Sem III	Political Science	57	15	26.32	2	5	8
58.	Summer-2019	B.A.I Sem II	Political Science	123	45	36.59	6	15	24
59.		B.A.II Sem IV	Political Science	57	41	71.93	1	28	12
60.		B.A.III (A.P.)	Political Science	69	50	72.46	0	7	43
61.	Winter-2018	B.A.I Sem I	Psychology	57	22	38.59	13	9	0
62.		B.A.II Sem III	Psychology	37	18	48.65	17	1	0
63.	Summer-2019	B.A.I Sem II	Psychology	60	16	26.66	13	3	0
64.		B.A.II Sem IV	Psychology	37	23	62.16	22	1	0
65.		B.A.III (A.P.)	Psychology	25	12	48	1	11	0

### Faculty of Commerce & Management

66.	Winter-2018	B. Com. I Sem. I	1001	66	44	66.67	20	22	0
67.		B. Com. I Sem. I	3011	66	51	77.27	26	19	6
68.		B. Com. I Sem. I	3012	66	53	80.3	29	20	4
69.		B. Com. I Sem. I	3013	66	56	84.85	31	22	3
70.		B. Com. I Sem. I	3014	66	51	77.27	26	16	9
71.	Summer-2019	B. Com. I Sem. II	3021	66	12	33.33	3	9	-
72.		B. Com. I Sem. II	3022	66	12	39.39	6	6	-
73.		B. Com. I Sem. II	3023	66	12	77.27	11	1	-
74.		B. Com. I Sem. II	3024	66	12	21.21	5	7	-
75.	Winter-2018	B. Com. II Sem. III	1001	50	36	72	20	16	0
76.		B. Com. II Sem. III	3031	50	32	64	10	4	18
77.		B. Com. II Sem. III	3032	50	43	86	8	27	8
78.		B. Com. II Sem. III	3033	50	7	14	-	3	4
79.		B. Com. II Sem. III	3034	50	13	26	3	4	6
80.		B. Com. II Sem. III	3035	50	35	70	12	15	8
81.	Summer-2019	B. Com. I Sem. II	1001	66	34	51.52	34	0	0
82.		B. Com. II Sem. IV	3041	50	2	4	-	-	2
83.		B. Com. II Sem. IV	3042	50	43	86	25	10	8

84.		B. Com. II Sem. IV	3043	50	8	16	-	-	8
85.		B. Com. II Sem. IV	3044	50	19	38	12	2	5
86.		B. Com. II Sem. IV	3045	50	33	66	10	16	7
87.	Summer-2019	B. Com. III Annual	English	73	49	67.12	20	29	0
88.		B. Com. III Annual	BEM	73	49	67.12	24	17	8
89.		B. Com. III Annual	BFC	73	62	84.93	38	24	-
90.		B. Com. III Annual	CMA	73	53	72.6	28	13	12
91.		B. Com. III Annual	FOI	73	47	64.38	10	33	4
92.		B. Com. III Annual	IBS	73	65	89.04	42	7	16
93.	Summer-2019	M. Com. I Sem. I	4001	93	80	86.02	57	31	5
94.			4002	93	49	52.68	7	41	1
95.			4003	93	12	12.9	0	8	4
96.			4004	93	78	83.87	49	29	-
97.		M. Com. II Sem. III	4021	41	33	80.49	20	13	-
98.	Summer-2019		4022	41	26	63.41	9	16	1
99.			4023	41	26	63.41	7	14	5
100.			4024	41	34	82.93	31	3	-
101.		M. Com. I Sem. II	4011	86	43	50	39	4	-
102.			4012	86	67	77.9	43	24	-
103.			4013	86	76	88.37	39	24	13
104.			4014	86	52	60.46	34	18	-
105.		M. Com. II Sem. IV	4031	16	16	100	13	3	-
106.			4035	15	14	93.75	13	1	-
107.			4036	16	16	100	13	3	-
108.			4037	16	16	100	9	7	-

### Faculty of Science & Technology

109.	Winter-2018	B.Sc .I (Sem-I)	Chemistry	166	105	63.25	11	91	-
110.		B.Sc. I (Sem-II)	Chemistry	162	69	42.59	8	61	-
111.	Summer-2019	B.Sc. II (Sem-III)	Chemistry	52	52	43.7	10	42	-

112.		B.Sc. II (Sem-IV)	Chemistry	119	82	68.91	22	60	-
113.		B.Sc. III (Sem-V)	Chemistry	94	60	63.83	23	37	-
114.		B.Sc. III (Sem-VI)	Chemistry	94	85	90.43	50	35	-
115.	Winter-2018	B.Sc. I (Sem-I)	Mathematics	35	16	45.71	16	0	0
116.		B.Sc.I (Sem-II)	Mathematics	36	16	44.44	3	7	6
117.	Summer-2019	B.Sc.II (Sem-III)	Mathematics	26	16	61.54	0	14	2
118.		B.Sc.II (Sem-IV)	Mathematics	32	22	68.75	6	7	9
119.		B.Sc.III (Sem-V)	Mathematics	30	28	93.33	2	15	11
120.		B.Sc.III (Sem-VI)	Mathematics	27	25	92.59	9	8	8
121.	Winter-2018	B.Sc. Sem I	Zoology	129	68	52.71	39	25	0
122.	Summer-2019	B.Sc. Sem II	Zoology	102	51	50	38.46	61.53	0
123.		B.Sc. Sem III	Zoology	87	35	40.23	14	12	0
124.		B.Sc. Sem IV	Zoology	87	44	50.57	19	13	0
125.		B.Sc. Sem V	Zoology	67	39	58.21	29	11	0
126.		B.Sc. Sem VI	Zoology	67	45	67.16	34	11	0
127.	Winter-2018	B.Sc. Sem I	Physics	66	43	65.15	11	32	3
128.	Summer-2019	B.Sc. Sem II	Physics	66	42	63.63	2	37	0
129.		B.Sc. Sem III	Physics	45	19	42.22	6	13	0
130.		B.Sc. Sem IV	Physics	45	25	55.55	4	21	0
131.		B.Sc. Sem V	Physics	48	31	64.58	2	29	0
132.		B.Sc. Sem VI	Physics	48	40	83.33	18	22	0
133.	Winter-2018	B.Sc. Sem I	Botany	129	93	72.09	9	84	0
134.	Summer-2019	B.Sc. Sem III	Botany	87	33	37.93	8	25	0
135.		B.Sc. Sem IV	Botany	85	59	69.41	37	22	0
136.		B.Sc. Sem V	Botany	67	40	59.7	26	14	0
137.		B.Sc. Sem VI	Botany	67	58	86.57	39	19	0

138.	Winter-2018	B.Sc. Sem I	Electronics	26	26	100	8	18	0
139.	Summer-2019	B.Sc. Sem II	Electronics	27	3	10.34	0	3	0
140.		B.Sc. Sem III	Electronics	13	2	15.38	0	2	0
141.		B.Sc. Sem IV	Electronics	12	10	76.92	2	8	0
142.		B.Sc. Sem V	Electronics	21	14	66.66	2	12	0
143.		B.Sc. Sem VI	Electronics	19	18	90	4	14	0

*B. S. G. G. G.*  
**Co-ordinator**  
**IQAC**  
**Indira Mahavidyalaya**  
**Kalamb**



*P. B. Mandake*  
**PRINCIPAL**  
**Indira Mahavidyalaya**  
**Kalamb Dist. Yavatmal**